

eSTEAM SMOKE GENERATOR

Easily detect leakages in pipes, tanks and roofs and quickly solve stench problems without excavation and demolition work



NEW



reddot award 2018
winner



- ✓ Portable and movable smoke machine
- ✓ Can be used for many purposes
- ✓ Suitable for any type of sewer pipe or supply and discharge channel
- ✓ Economical and easy to use
- ✓ Advanced technology ensures dense, constant and 'dry'smoke

📄 Check out
www.rombv.com

SMOKE GENERATOR

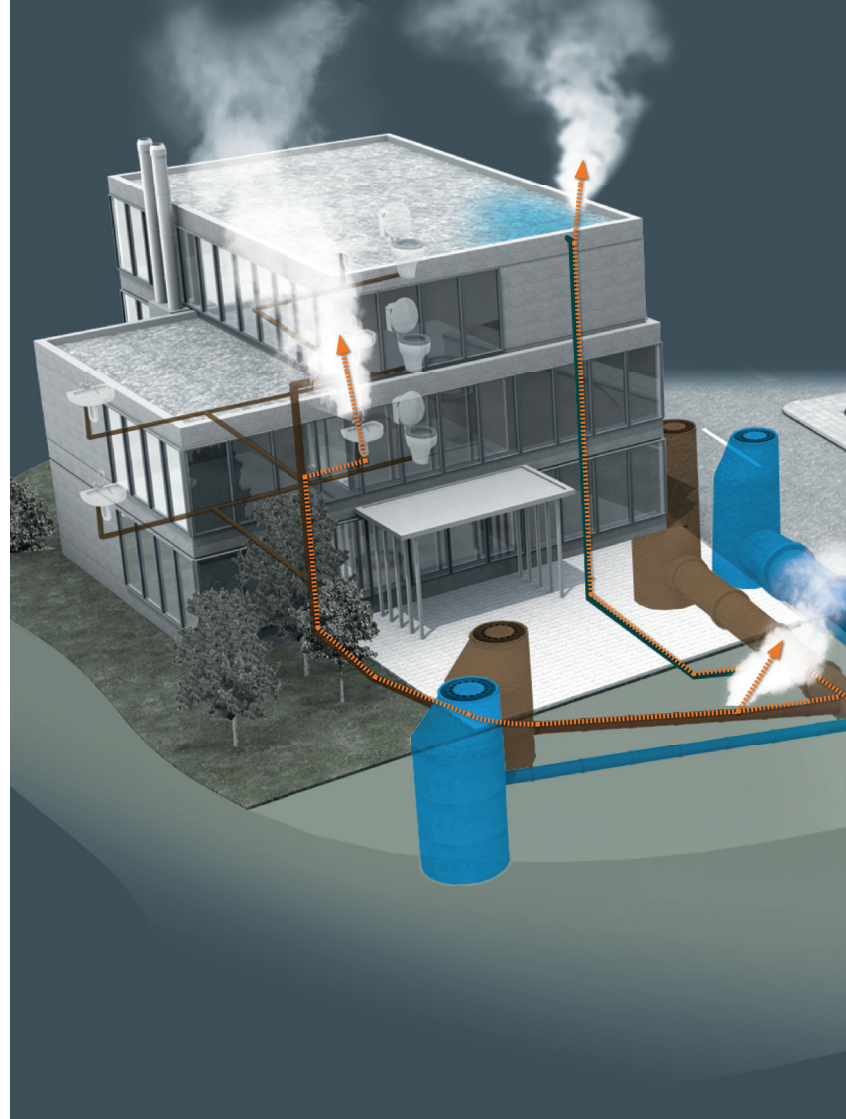
ROM eSTEAM




The ROM eSTEAM is suitable for professional use and multifunctional deployment. By virtue of high quality technology you always have the optimal smoke quantity and density for the perfect inspection. The amount of smoke is very finely adjustable and therefore tailored to any situation.


Some applications:

- ☑ Locate tears and holes in the main sewer system, in smaller indoor pipes (siphons, drain pipes etc.), and in septic tanks and more...
- ☑ Obtain information about the sewer pipe's course
- ☑ Detect illegal connections to municipal sewer
- ☑ Monitor dry sprinkler lines, air flows in ventilation / air ducts and vents
- ☑ Check the sealing of chimneys, roofs etc.





SMART TECHNOLOGY



The smoke machine always generates high-quality, dense, constant and 'dry' smoke thanks to advanced technology. The heat exchanger's unique temperature control ensures that the generated smoke is of a constant high quality. Smart digital control electronics closely monitors the smoke fluid's evaporation process and adjusts when necessary. The result? The smoke liquid is always at the right temperature and continuously generates smoke without burnt particles or droplets. You always have the optimal amount of smoke and density for the perfect inspection.



User-friendly

You can get started right away

- ✔ Work faster, thanks to very short warm-up time. You do not have to wait unnecessarily long for each job
- ✔ Very easy to use; you can get started right away
- ✔ Automated start up and shut down procedure (also prevents damage to your device by shutting down incorrectly)
- ✔ User-friendly control panel with very clear OLED display with excellent visibility even in bright sunlight
- ✔ Control glass to view smoke production; ideal when the end of the hose is not visible
- ✔ Electric fan that is continuously adjustable allowing a very fine tuning of the amount of smoke and therefore can be adjusted to any situation

Convenient integrated liquid tank

- ✔ Spacious liquid tank (2,6 litres) prevents unnecessary replenishment
- ✔ Semi-transparent tank in which the liquid level is visible
- ✔ Integrated liquid tank prevents damage during transport



SOLID DESIGN FOR A
PROFESSIONAL APPEARANCE



Easy to carry and store

- ✔ Portable and movable flue gas device with convenient handle at ergonomic height. Lifting is no longer necessary!
- ✔ Robust rubber wheels drive easily over bumps and stairs

Reliable and durable

- ✔ Developed on the basis of more than 35 years of experience
- ✔ Very robust exterior and interior work
- ✔ Housing is made of impact resistant PE plastic
- ✔ The smoke liquid reservoir, the hose and the power cord are integrated in the design preventing damage
- ✔ Smoke does not come into contact with fan, which prolongs the fan's life span
- ✔ Extensively tested in numerous demanding environments. The device functions in heat and in cold and shows its reliability every day
- ✔ Complies with the RIONED (Netherlands) and VLARIO (Flanders) guidelines for Belgian inspectors
- ✔ IP44 Protection class



Quick and easy to transport thanks to rubber transport wheels



Large, robust rubber wheels drive easily over bumps and stairs



Rubber wheels are also perfect for loading the device into your car in an ergonomic and simple manner



Thanks to rubber feet you can also store the machine horizontally without leaking



Handy integrated storage space for 230V power cord (length 4 metres)



No more hindrance because of dangling hose

Safe & service friendly

- ✔ Machine barely needs maintenance
- ✔ Unit comes equipped with a smart error indication so eventual problems can be solved quickly
- ✔ 12A Fast fuse protects your electrical installation against (irreparable) damage due to too high current. A reassuring thought
- ✔ Temperature limitation; protection against overheating
- ✔ Detachable hose is easy to clean
- ✔ CE-marking; product meets the requirements of safety, health, environment and consumer protection as set out in EU directives



Very economical in consumption

- ✔ The combination of a unique liquid composition and advanced eSTEAM technology provides extremely low fluid consumption
- ✔ "Maximum smoke volume, minimal fluid consumption" (62.500 m3/l)
- ✔ Pulse system provides a good economic supply of smoke liquid
- ✔ Ability to determine the amount of smoke needed yourself
- ✔ The smoke generator is not placed in the airflow, avoiding unnecessary power consumption
- ✔ ROM Smoke liquid can be stored for years in closed packaging



ROM SMOKE LIQUID



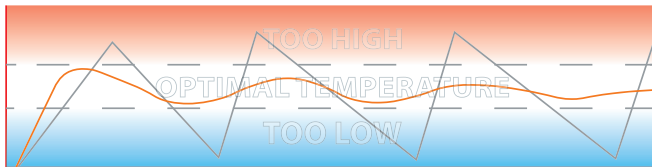
ROM smoke liquid delivers demonstrably better results and extends the life of your unit. Other liquids could cause severe damage to the device and leave dirty traces in the room inspected. In order to claim warranty, always use the specially developed ROM Smoke Liquid



The difference with traditional smoke generators

Traditional smoke generators

- + Lower purchase price compared to professional smoke generators that are specially designed for inspection of (sewer) pipes etc.
- No constant smoke quantity and density due to temperature fluctuations of the heat exchanger (makes a good pipe inspection and leak detection very difficult)
- Over temperature causes burnt particles that are harmful to your and your customer's health
- Too low temperature causes the emission of unvaporised smoke liquid with droplets leaving traces at your customer
- Due to the long warm-up time you have to wait unnecessarily, resulting in higher labour costs
- No powerful fan to spread smoke quickly through a pipe



— Traditional smoke generator | Temperature fluctuations cause 'bad' smoke, burnt particles and droplets
— ROM eSTEAM | Clever design of the heat exchanger prevents unwanted temperature fluctuations

ROM eSteam smoke generator

- + Smarter investment compared to traditional smoke generators
- + Faster return on investment because the unit is efficient and effective in both use and consumption
- + The unit consumes little smoke liquid which results in considerable annual savings
- + Work faster and therefore lower labour costs because you always have a constant, high-quality and dense smoke
- + Multifunctional; the amount of smoke can be very finely tuned and therefore can be adjusted to any situation. More smoke for the main sewer system and less smoke for smaller indoor pipes
- + Advanced control electronics ensures an optimal temperature which prevents the emission of burnt (unhealthy) particles and droplets in the area that is inspected
- + Quickly set to work thanks to automated start up procedure
- + Powerful fan blows smoke swift and fast through a pipe
- + The high density smoke, in combination with the powerful fan, make it possible to get through almost all soil types. Leakages under the ground are easy to detect
- + Reliable technique based on over 35 years of experience
- + Requires little maintenance



REMOTE CONTROL
FOR EVEN MORE OPERATING EASE



Standardly equipped with all functions

- ✔ ROM eSTEAM Smoke generator, including all advanced functions
- ✔ Extra-long 7.5 metre synthetic hose (Ø47 mm)
- ✔ 2,6 litres of smoke liquid
- ✔ Optionally available with remote control, additional cans of ROM Smoke liquid and/or ROM SmokeStopper

Radiographic remote control

OPTION

- ✔ If desired you can optionally purchase a radiographic remote control for even more operating ease and freedom of movement. You can control the smoke generator remotely, such as turning it on at a distance, regulate the fan speed and the smoke production

ROM SmokeStopper

OPTION

- ✔ Flexible bellow to easily place hose in a pipe and to seal the pipe (Ø70-250mm) airtight around the smoke supply hose. Ideal when the tube wall shows unevenness



Art. 0598001 ROM eSTEAM Smoke generator



Art. 0598002 ROM eSTEAM Smoke generator incl. remote control



Art. 0598010 ROM Smoke liquid, 5 litres



Art. 059600 ROM SmokeStopper



Attach the ROM SmokeStopper at the end of the smoke supply hose



The pipe will automatically be sealed airtight as soon as smoke passes through the hose



Convince yourself
and ask for a
non-committal demo!



Contact your local
partner now or call us:

+31 (0)342 49 04 17

www.rombv.com





ROM

ROM
KOKS

Geen rook
geen vuil
geen geluid



Partner

Harselaarseweg 63 | 3771 MA | Barneveld | The Netherlands | +31 (0)342 49 04 17 | www.rombv.com | www.rompartsshop.com
No rights may be derived from this brochure. In case this brochure was made available in another language, and disputes or disagreements arise about interpretation or explanation, the Dutch version of the brochure will always prevail. Subject to change. Images may differ.

Copyright ROM bv, 09/2017.

www.rombv.com